

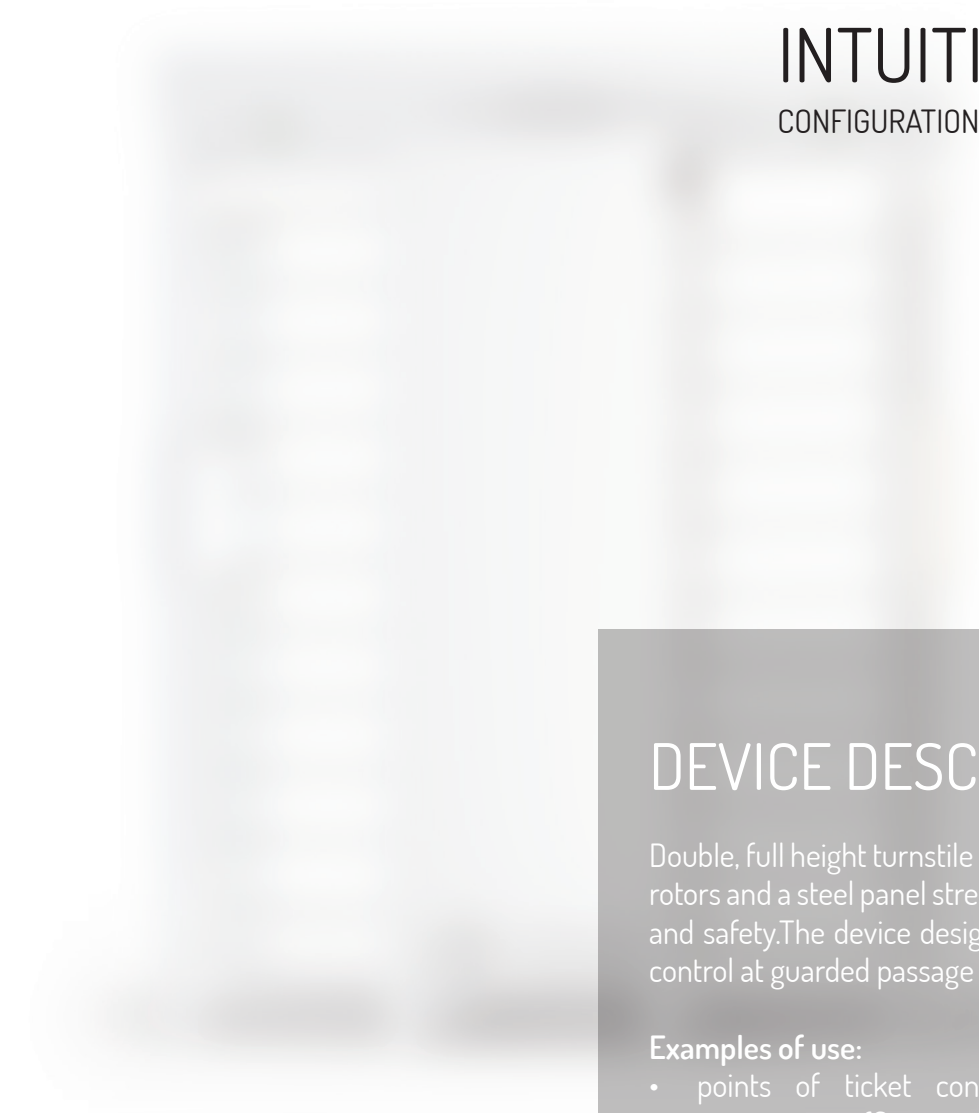
FULL HEIGHT TURNSTILE  
BA3-2-S



A GUARANTEE  
OF HIGH THROUGHPUT



INTUITIVE  
CONFIGURATION



## DEVICE DESCRIPTION

Double, full height turnstile equipped with two, four-section rotors and a steel panel strengthening the gate construction and safety. The device is designed to assist pedestrian access control at guarded passage ways.

### Examples of use:

- points of ticket control and access control for passenger traffic,
- airports/seaports,
- passages for authorised personnel, directing passenger traffic,
- points of access control in secured buildings (e.g. state offices such as border crossing points, other services),
- points of ticket control and fees at museums, theatres, cinemas, exhibitions, fair areas, show facilities, paid toilets, points of ticket control at sports facilities, e.g. swimming pools, stadiums, other sports and show facilities,
- access and time attendance control points in working places, e.g. offices, dedicated areas in factories.





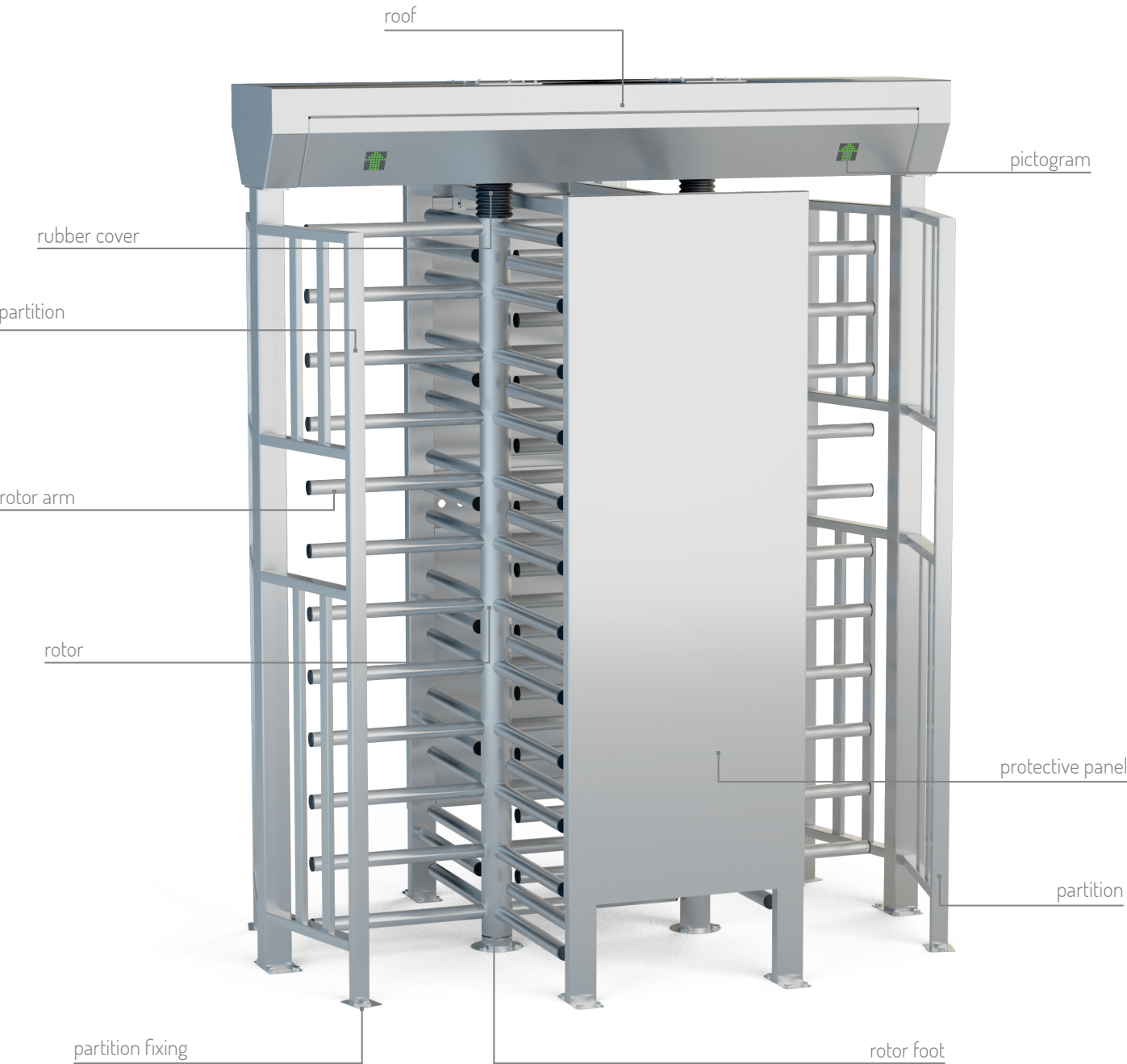


FOR ENTERTAINMENT VENUES

TO MEET ALL REQUIREMENTS



DEVICE DESCRIPTION



FINISH OPTIONS

„N”	„O”	„M”	„D (duplex)” galvanized + powder coated
<input checked="" type="checkbox"/> Stainless steel- INOX AISI 304	<input type="checkbox"/> Galvanized	<input type="checkbox"/> RAL 9006	<input type="checkbox"/> Galvanized + RAL

RAL COLOR PALETTE EXAMPLES

<input type="checkbox"/> RAL 7016	<input type="checkbox"/> RAL 5010
<input type="checkbox"/> RAL 9003	

- ☒ Standard finish
- ☐ Non-standard colour/non-standard finishing



FUNCTIONS




1. NEW ELECTRONIC SYSTEM

The display allows you to change the configuration by setting in the program MENU. Readable MENU along with the possibility of changing many parameters of the device.

4. BACKWARD MOTION LOCKING

Locking the backward motion disables the arms rotation in the direction opposite to the one defined by the external controlling device. The blockade is to make it difficult to pass 2 people on the basis of a single authorization signal for the transition from an external device..



2. LED PICTOGRAMS

Visual information identifies unlocking or locking status of the device arms' movement. Green arrow indicates that the mechanism locking system is unlocked. Red cross indicates that the mechanism locking system is locked.

5. ARM MOTION BOOSTER

The mechanism of the device is equipped with an electromechanical system supporting the rotary movement of the arms. This system, after applying force to the rotor's arm (thrust), switches on the engine, which helps rotate the rotor to the starting position.



3. ENTRY AND EXIT CONTROL

The device's mechanism is equipped with a system supporting pedestrian traffic control in both traffic directions (entry/exit from the control zone).

TECHNICAL PARAMETERS

MECHANISM BA3

- System of locks for both directions of pedestrian traffic.
- Locking the backward motion.
- Unlocking the locking system in case of voltage decay.
- Electromechanical support for rotor positioning.
- Anti-collision system.

ELECTRONIC SYSTEM

- Steering input for the first direction (e.g. for connecting a card reader and control button).
- Steering input for the second direction (e.g. for connecting a card reader and control button).
- 1 x feedback signal informing about the arms' rotation being done (Normal Closed or Normal Open).
- 1 x input to calibrate the arms' position.
- 1 x input to program the processor.

TECHNICAL SPECIFICATIONS

PARAMETER	VALUE
Power supply voltage:	(2x) ~24VAC
Maximum power consumption:	(2x) 130 VA
Minimum current:	(2x) 5 A
Control signal (adjustable):	(max. 1 sec)
Feedback signal (adjustable):	0V NO/NC
Operating temperature:	-25° to +50° C [-13° to 122°F]
Storage temperature:	-30° to +60° C [-22° to 140°F]
IP Code:	IP 43*
Max operating humidity:	10-80%

\* it is possible to increase the degree of IP protection at the stage of ordering

DEVICE NAMING SCHEME

Marking description	Series	Number of lanes	Number of rotor wings	Finish type		
				Body	Roof	Rotor
Example	BA3	2	S*	N	N	N

Examples of markings:

- BA3-2-S NNN - BA3 series, number of lanes - 2, number of rotor wings - S\*, finish type: stainless rotor, stainless body, stainless roof.

\* full height turnstile with a protective panel and 4 rotor wings.

Available finishes:

- N - stainless
- M - powder-coated
- O - galvanized
- D (duplex) - galvanized and powder-coated

**NOTE:** Standard finish includes AISI 304 (INOX) stainless steel.

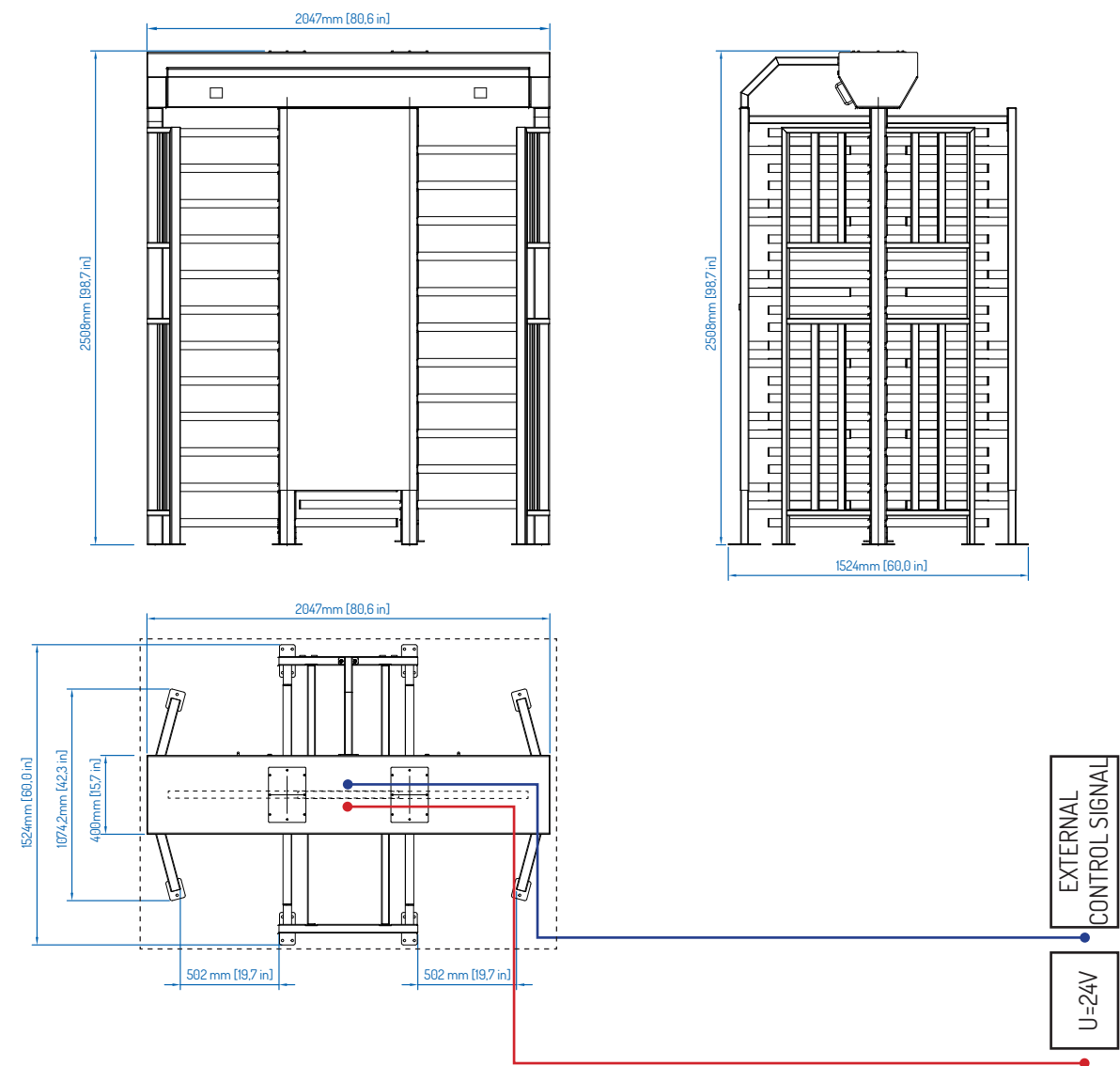


Additional materials and how-to videos available at [www.gastopgroup.com](http://www.gastopgroup.com)

All information given herein is valid at time of publication. GASTOP reserves the right to introduce changes to this offer, concerning both models as well as their construction and equipment. This document does not constitute an offer as understood by law and is published solely for the purpose of information. Optional equipment presented in this brochure may not be available. Product photos and visualizations presented herein may not accurately show technologies in use, properties of materials or colors. Please refer to an authorized distributor or directly to the device manufacturer for detailed information on the above mentioned parameters.



DIMENSIONS



- KEY:
- External control signal - S/UTP cable
  - 24 V supply - ØMY wire 3x1.5mm
  - Foundation

Notes:





EU: [GASTOPGROUP.COM](http://GASTOPGROUP.COM)  
USA: [GASTOP.US](http://GASTOP.US)

Distributor